

HiTRON

Universal input AC-DC Medical application open frame internal switching Convection-cooled power supplies 65 Watts triple output HICM65 series



Features

- 4x 2 inch Compact size
- Convection cooling
- Up to 83% high efficiency
- -20°C to +70° C wide operating temperature
- PCB & Box format optional
- Medical application
- CE marking compliance



Specification

Input

Input Voltage	90-264VAC
Input Frequency	47-63Hz
Input Current	Typical 1.1A at 115VAC Typical 0.55A at 230VAC
Inrush Current	Typical 16A rms at 230VAC
Input Connector	V-H connector or equivalent
Earth Leakage Current	Less than 0.24mA
Touch Current	Less than 0.1mA
No-load Power	Less than 1.5W

Output

Output Connector	V-H connector or equivalent
Line Regulation	Typical 0.5-2%
Load Regulation	V1/2 Typical ±2%, V3 ±3%
Total Regulation	V1 Typical ±4%, V2/3 ±8%
Noise & Ripple	Typical 1% peak to peak
Adjustability	Not available
Hold-up Time	Typical 16mS at 115VAC Typical 76mS at 230VAC

Protection

Over Voltage	Built-in V1 (Auto-recovery)
Over Load	Typical 130-150% of rating load

General

Efficiency	Typical 83% (depending on model)
Switching Frequency	65KHz
Dielectric Withstand	IEC60601-1
Circuit Topology	Fix-flyback Circuit
Transient Response	Output voltage returns in less than 0.01mS following a 25% load change
Power Density	6.5W / Cubic Inch
Construction	PCB & Box optional

Environmental

Operating Temperature (Refer to derating chart)	-20°C to +70°C derate from 100% load at 50°C to 60% at 70°C
Storage Temperature	-25°C to +85°C
Cooling	Convection-Cooled
Operating Altitude	5000m (?)
Operating Humidity	10-95% RH, non-condensing
Storage Humidity	5-95% RH

Safety/EMC

Emissions (conducted)	CISPR EN55011 & FCC Class B
Harmonic Current	IEC61000-3-2
Safety Standard	IEC60601-1 Class I

Notes:

- (1) All measurements are at nominal input, full load, and +25°C unless otherwise specified.
- (2) Load regulation is measured at 115VAC or 230VAC in percentage to indicate the change in output voltage as the load varied from half load to full load (±%).
- (3) The power supply is considered a component installed into a final equipment. The final equipment must be re-confirmed that it still meets EMC directives.
- (4) Due to requests in market and advances in technology, specifications subject to change without notice.

Output voltage & current rating chart

Single Output

Model No. <small>(refer to note 1)</small>	V1 ★				V2				V3			
	Min	Typ.	Volt.	Max.	Min.	Typ.	Volt.	Max.	Min	Typ.	Volt.	Max.
HICM65-T050II-C1P	1.2A	6.0A	+5V	8.0A	0.50A	2.5A	+12V	3.0A	0.1A	0.5A	-12V	0.5A
HICM65-T050KK-C1P	1.2A	6.0A	+5V	8.0A	0.40A	2.0A	+15V	2.5A	0.1A	0.5A	-15V	0.5A
HICM65-T050MI-C1P	1.2A	6.0A	+5V	8.0A	0.25A	1.0A	+24V	1.5A	0.1A	0.5A	-12V	0.5A

Symbol: ★ "OVP" built-in

Notes: (1) Please add suffix to model number to define IEC protection classes: add "-C1" for Class I version (with AC-GND).

Please add suffix to model number to define type: add "-B" for enclosure (metal box) version, and "-P" for PCB version.

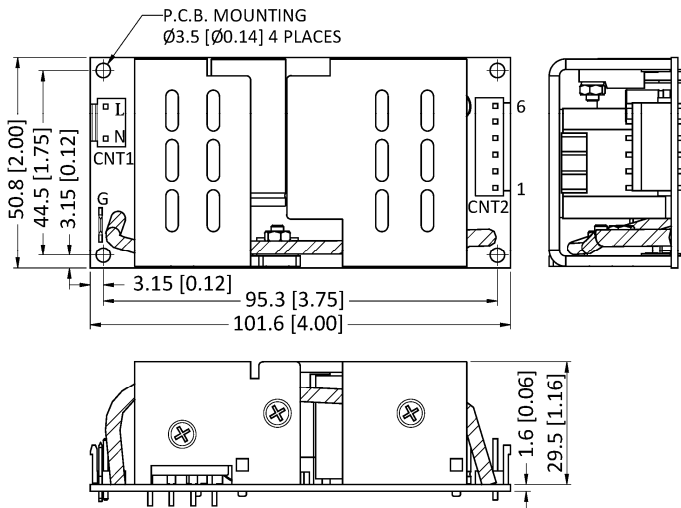
For example: HICM65-T050II-C1P is for Class I and PCB version; HICM65-T050II-C1B is for Class I and enclosure (metal box) version.

(2) Derate output power by 20% for enclosure (Metal Box) version.

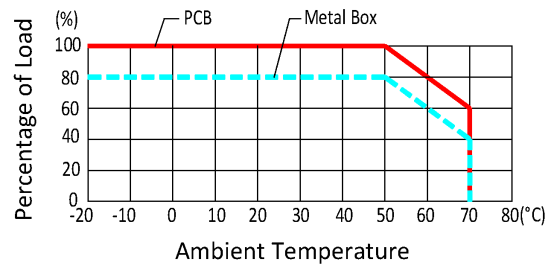
(3) Please consult the factory if the required output voltage is not listed.

Mechanical Dimensions (Note: All dimensions are in mm[inch])

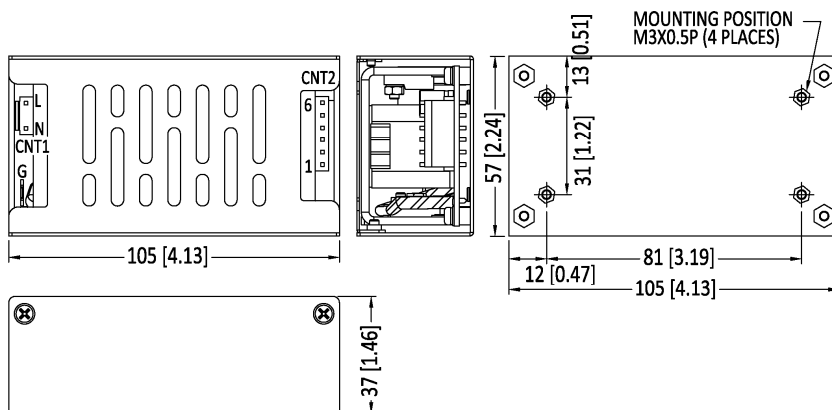
Weight:



Derating Chart



Note: Derate output power by 20% for enclosure (Metal Box) version.



Pin assignment

Assignment	Pin No.
AC-Line	CNT1-L
AC-Neutral	CNT1-N
AC-Ground	GND
V1	CNT2-5,6
V2	CNT2-2
V3	CNT2-1
DC COM	CNT2-3,4