

HiTRON

**Universal input AC-DC Medical and ITE application open frame
internal switching convection-cooled power supplies
72 Watts green power single output HICM76G series**



Features

- 4x 2 inch Compact size
- Energy efficiency Level VI
- Convection cooling
- Up to 90% high efficiency
- -25 °C to +70 °C wide operating temperature
- PCB and Box format optional
- Medical and ITE application
- Class I and Class II applications



Specification

Input

Input Voltage	90-264VAC
Input Frequency	47-63Hz
Input Current	Typical 1A at 115VAC Typical 0.5A at 230VAC
Inrush Current	Typical 14.6A rms at 230VAC
Input Connector	V-M connector
Earth Leakage Current	Less than 0.25mA
Enclosure Leakage	Less than 0.1mA
No-load Power	Less than 0.26 Watts

Output

Output Connector	Molex connector or equivalent
Line Regulation	Typical 0.1%
Load Regulation	Typical ±1%
Total Regulation	Typical ±1.5%
Noise & Ripple	Typical 1.0% peak to peak
Adjustability	Not available
Hold-up Time	Typical 18mS at 115VAC Typical 92mS at 230VAC

Protection

Over Voltage	Built-in at (Latch)
Over Load	Typical 125-140% of rating load

General

Efficiency	Typical 90% (depending on model)
Switching Frequency	65KHz
Dielectric Withstand	IEC60601-1 & IEC60950-1
Circuit Topology	Fixed Frequency flyback circuit
Transient Response	Output voltage returns in less than 1mS following a 25% load change
Power Density	7.13W/ Cubic Inch
Construction	PCB and Box format optional

Environmental

Operating Temperature	-25°C to +70°C derate from 100% (Refer to derating chart)
Storage Temperature	-25°C to +85°C
Cooling	Convection Cooling
Operating Altitude	5000m
Operating Humidity	10-95% RH, non-condensing
Storage Humidity	5-95% RH

Safety/EMC

Emissions (conducted)	CISPR EN55011/22 Class B
Safety Standard	IEC60601-1 Class I and Class II IEC60950-1 Class I and Class II

Notes:

- (1) All measurements are at nominal input, full load, and +25°C unless otherwise specified.
- (2) Load regulation is measured at 115VAC or 230VAC in percentage to indicate the change in output voltage as the load varied from half load to full load (±%).
- (3) The power supply is considered a component installed into a final equipment. The final equipment must be re-confirmed that it still meets EMC directives.
- (4) Due to requests in market and advances in technology, specifications subject to change without notice.
- (5) For the detail of safety approval, please consult the factory.

Output voltage & current rating chart

Single Output

Model No. <small>(Model no. for example Please refer to note 1 & 2)</small>	V1 ★ <small>(refer to note 2)</small>				
	Min	Typ.	Volt.	Max.	Peak
HICM76G-S120600-C1P	0.0A	6.0A	12V	6.0A	7.5A
HICM76G-S120600-C1B	0.0A	4.8A	12V	4.8A	6.0A
HICM76G-S120600-C2P	0.0A	6.0A	12V	6.0A	7.5A
HICM76G-S240300-C1P	0.0A	3.0A	24V	3.0A	3.5A
HICM76G-S240300-C2P	0.0A	3.0A	24V	3.0A	3.5A
HICM76G-S240300-C2B	0.0A	2.4A	24V	2.4A	2.8A
HICM76G-S480150-C1P	0.0A	1.5A	48V	1.5A	1.6A
HICM76G-S480150-C2P	0.0A	1.5A	48V	1.5A	1.6A

Symbol: ★ "OVP" built-in

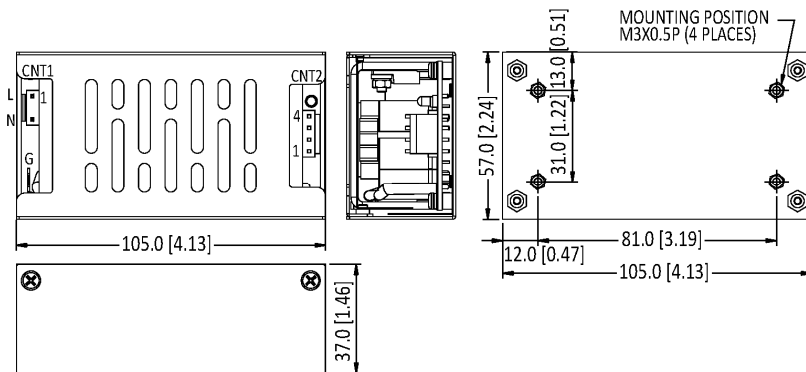
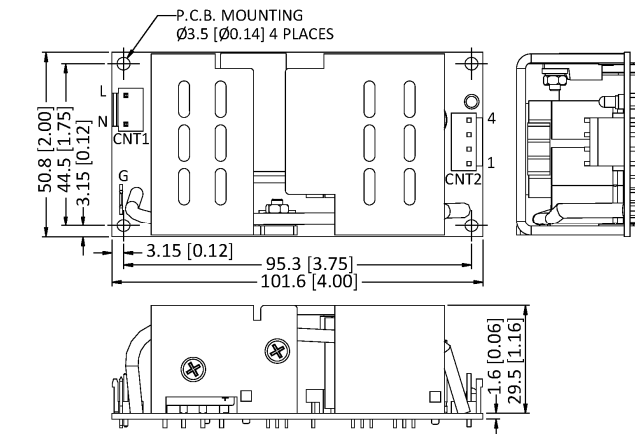
Notes: (1) Please add suffix to model number to define IEC protection classes: add "-C1" for Class I version (with AC-GND), and "-C2" for Class II version (without AC GND). Please add suffix to model number to define type: add "-B" for enclosure (metal box) version, and "-P" for PCB version.

For example: HICM76G-S120600-C1P is for Class I and PCB version; HICM76G-S120600-C2B is for Class II and enclosure (metal box) version.

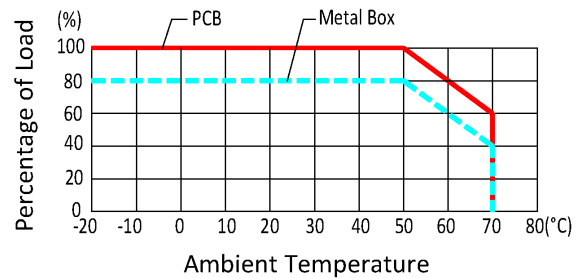
(2) Derate output power by 20% for enclosure (Metal Box) version.

(3) Other output voltages are available. Please contact sales for details

Mechanical Dimensions (Note: All dimensions are in mm[inch])



Derating Chart



Note: Derate output power by 20% for enclosure (Metal Box) version.

Pin assignment

Assignment	Pin No. Class I	Pin No. Class II
AC-Line	CNT1-1	CNT1-1
AC-Neutral	CNT1-3	CNT1-3
AC-Ground	G	N/A
V1	CNT2-3,4	CNT2-3,4
DC COM	CMT2-1,2	CNT2-1,2