


HiTRON

UNIVERSAL INPUT HARMONIC CORRECTION(PFC) AC-DC INTERNAL OPEN FRAME SWITCHING POWER SUPPLIES 50-100 WATTS SINGLE & MULTI-OUTPUT HVP93 SERIES



FEATURES:

- ACCOMMODATE UNIVERSAL AC INPUT
- MEET IEC 61000-3-2 HARMONIC CORRECTION
- PCB OR U-BRACKET FORMAT
- MEET UNIVERSAL SAFETY STANDARDS
- EMI MEET CISPR PUB. 22 CLASS B
- CE MARKING COMPLIANCE

SPECIFICATION

INPUT SPECIFICATION

Input Voltage: Typical 90-264Vac with PFC.
Input Connector: Molex V-M connector.
Input Frequency: 47-63Hz.
Inrush Current: Typical 23A at 230Vac.
Input Current: Typical 1.5A at 115Vac, 0.8A at 230Vac.
Dielectric Withstand: Meet IEC 60950-1.
EMI: Meet CISPR PUB. 22 Class B.
Hold-up Time: Typical 43mS at 115Vac & 230Vac.
Over Temp. Protection (OTP): Optional for U-Bracket format.
Power Factor Correction: Meet Harmonic Correction per IEC 61000-3-2.PF typical 0.98-0.99.
Earth Leakage: Less than 0.63mA.

OUTPUT SPECIFICATION

Output Voltage: See Ratings Chart.
Output Current: See Ratings Chart.
Output Connector: Molex V-M connector.
Output Wattage: Typical 50 Watts Convection.
 Max. 93 Watts under forced air flow.
Line Regulation: Typical 0.1-0.5%.
Load Regulation: Main VO1: typical $\pm 1-2.0\%$.
 Aux. VO2: typical $\pm 3-5.0\%$. (P.R.)
 VO2: typical $\pm 2-3.0\%$. (P.R.)
 Aux. VO3: typical $\pm 2-3.0\%$. (P.R.)
Noise & Ripple: Typical 1% peak to peak.
OVP: Installed in main VO1 only.
Adjustability: Available at main VO1.
OR-ing Diodes: Installed in VO1 & VO2.
Overload Protection (OLP):
 Fully protected against output overload and short circuit.
 OLP set at about 125-150% rating output wattage.
 Consult the factory for OLP setting.

GENERAL SPECIFICATION

Efficiency: Typical 75%. (various with the output voltage)
Switching Frequency: Fixed freq. at 65K Hz.
Circuit Topology: PWM Fixed-frequency Forward Circuit.
Transient Response: Output voltage returns in less than 0.5mS following a 25% load change.
Safety Standard: UL 60950-1/EN 60950-1 Class I.
Power Density: 2.5-5.0 Watts / Cubic Inch PCB format.
 1.7- 3.37 Watts / Cubic Inch U-Bracket format.
Operating Temperature: 0 to +50°C at full load and 30 CFM forced airflow for full load.
Storage Temperature: -20 to +85°C.
Temperature Coefficient: Typ. 0.04% /°C.
Cooling: At least 30 CFM forced cooling air is required for 90 watts and up load
Construction: PCB or U-bracket open frame format.

NOTE: (1)All measurement are at nominal input, full load and +25°C unless otherwise specifications.

(2)Due to requests in market and advances in technology, specifications subject to change without notification.



In application

OUTPUT VOLTAGE / CURRENT RATINGS CHART

SINGLE OUTPUT

MODEL NO.	MAIN VO1 ★@⊙		
	Convection Cooling	Volt.	30CFM air cooling
HVP93-S033250	12.0A	3.3V	25.0A
HVP93-S050200	10.0A	5.0V	20.0A
HVP93-S120085	4.2A	12.0V	8.5A
HVP93-S150068	3.4A	15.0V	6.8A
HVP93-S240043	2.1A	24.0V	4.3A
HVP93-S280038	1.8A	28.0V	3.8A
HVP93-S360030	1.5A	36.0V	3.0A
HVP93-S480022	1.2A	48.0V	2.2A

DUAL OUTPUT

MODEL NO.	MAIN VO1 ★@⊙			AUX. VO2 ⊙■ or ●		
	Convection Cooling	Volt.	30CFM air cooling	Convection Cooling	Volt.	30CFM air cooling
HVP93-D050I	6.0A	+5.0V	10.0A	2.0A	+12.0V	4.0A
HVP93-D050K	6.0A	+5.0V	10.0A	1.6A	+15.0V	3.2A
HVP93-D050M	6.0A	+5.0V	10.0A	1.0A	+24.0V	2.0A
HVP93-D033I	8.0A	+3.3V	12.0A	2.0A	+12.0V	4.0A
HVP93-D033K	8.0A	+3.3V	12.0A	1.6A	+15.0V	3.2A
HVP93-D033M	8.0A	+3.3V	12.0A	1.0A	+24.0V	2.0A

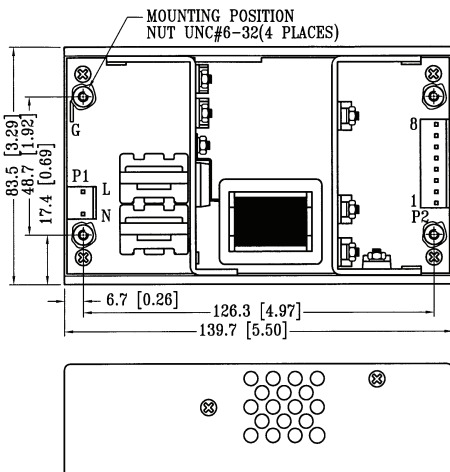
TRIPLE OUTPUT (PCB VERSION)

MODEL NO.	MAIN VO1★@⊙			AUX. VO2 ⊙● or ■			AUX. VO3 ●		
	Convection Cooling	Volt.	30CFM air cooling	Convection Cooling	Volt.	30CFM air cooling	Convection Cooling	Volt.	30CFM air cooling
HVP93-T050II	4.0A	+5.0V	10.0A	1.5A	+12.0V	3.0A	1.0A	-12.0V	1.5A
HVP93-T050IE	4.0A	+5.0V	10.0A	1.5A	+12.0V	3.0A	1.0A	-5.0V	1.5A
HVP93-T050MI	4.0A	+5.0V	10.0A	0.8A	+24.0V	1.5A	1.0A	-12.0V	1.5A
HVP93-T050KK	4.0A	+5.0V	10.0A	1.2A	+15.0V	2.4A	0.8A	-15.0V	1.2A
HVP93-T033II	5.0A	+3.3V	12.0A	1.5A	+12.0V	3.0A	1.0A	-12.0V	1.5A
HVP93-T033KK	5.0A	+3.3V	12.0A	1.2A	+15.0V	2.0A	0.8A	-15.0V	1.2A

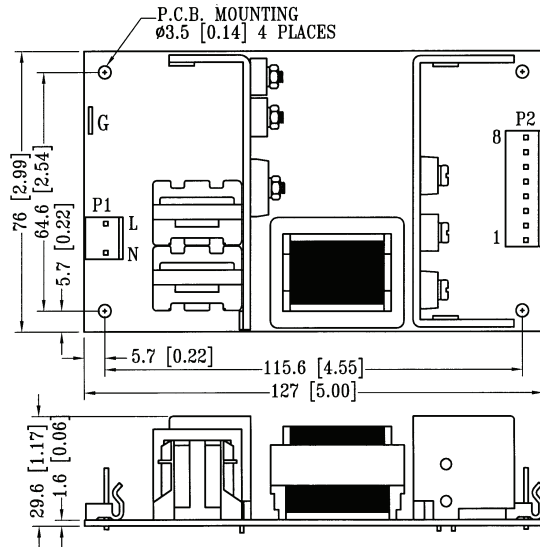
Symbol: "★" OVP built-in "@⊙" Adjustable "#" Remote sensing "●" Post Regulator "■" couple common choke
 "⊙" Installed with OR-ing diodes.

MECHANICAL DIMENSIONS: MM [INCHES]

WEIGHT: PCB 358.0g(12.6 Oz.)
 U-Bracket 541.0g(19.0 Oz.)



U-Bracket FORMAT



PCB FORMAT

INPUT & OUTPUT CONNECTORS PIN ASSIGNMENT

ASSIGNMENT	AC INPUT			DUAL OUTPUT		
	AC-L	AC-N	AC-G	VO1	VO2	DC COM
CNTR & PIN	L	N	GND	P2-7,8	P2-1	P2-2,3, 4,5,6

Mating connector: Molex 5195 or 5239 series

INPUT & OUTPUT CONNECTORS PIN ASSIGNMENT

ASSIGNMENT	AC INPUT			DUAL OUTPUT			TRIPLE OUTPUT			
	AC-L	AC-N	AC-G	VO1	VO2	DC COM	VO1	VO2	VO3	DC COM
CNTR & PIN	P1-L	P1-N	G	P2-1,2	P2-6,7	P2-3, 4,5	P2-2,3	P2-7	P2-1	P2-4, 5,6

Mating connector: Molex 5195 or 5239 series