

HiTRON

**UNIVERSAL INPUT HARMONIC CORRECTION(PFC)
AC-DC N+1 REDUNDANCY AND LOAD SHARING
INTERNAL 1U RACK SWITCHING POWER SUPPLIES
950 WATTS DUAL OUTPUT HVP950 SERIES**



FEATURES:

- 1U HEIGHT RACK POWER SUPPLY
- BUILT-IN ACTIVE PFC FUNCTION
- INTERNAL OR-ING DIODES FOR N+1 REDUNDANCY
- HOT-SWAPPABLE
- HIGH EFFICIENCY & DENSITY
- PMBus COMMUNICATION
- CE MARKING COMPLIANT

SPECIFICATION

INPUT SPECIFICATION

Input Voltage: Typ. 90-264Vac.
Power Factor: Meet Harmonic Correction IEC 61000-3-2.
 Power Factor typ. 0.98.
Input Connector: IEC320-C14 3prong.
Input Frequency: 47-63Hz.
Inrush Current: 10.4A(rms) at 230Vac;
 29A (peak) at 230Vac.
Input Current: 9A at 115Vac / 4.5A at 230Vac.
Dielectric Withstand: Meet IEC 60950-1 regulation.
EMI: Meet EN 55022 FCC Class B.
Hold-up Time: Typ. 10ms at 115Vac.
Remote ON/OFF: Available.
Power Fail Signal: Available.
Over Temperature Protection (OTP): Installed NTC and thermostat.
Leakage Current: Typ. 0.8mA at 230Vac.
No-Load Power: Typ. 9 Watt at 115Vac & 7W at 230Vac.

OUTPUT SPECIFICATION

Output Voltage: See Ratings Chart.
Output Current: See Ratings Chart.
Output Power: Total continuous 950W.
Output Connector: ALLTOP C24501-128H1-Y.
Line Regulation: VO1/2 typ. $\pm 1\%$.
Load Regulation: VO1/2 typ. $\pm 3\%$.
Total Regulation: VO1/2 typ. $\pm 3\%$.
Noise & Ripple: Typ. 1% peak-peak.
OVP: Built-in at all outputs.
Adjustability: Available for all outputs.
Hot-Swap: Available.
N+1 Redundancy: Installed with internal OR-ing diodes at all outputs and third-wire current sharing method for N+1 redundancy operation.
Current Sharing: Available for all outputs.
DC OK Signal: Available for all outputs.
Over Current Protection (OCP): Built-in.
Overload Protection (OLP): Fully protected against output overload or short circuit. OLP set at about 120-130% rating output wattage. Consult the factory for OLP setting.

GENERAL SPECIFICATION

Efficiency: Typ. 91% at 230Vac.
Switching Frequency: 85-100KHz.
Circuit Topology: Half-bridge circuit ZVS circuit.
Transient Response: Peak transient less than 220mV and recover within 3 mS at 25% load-change.
Safety Standard: IEC 60950-1 Class I.
Construction: 1U Rack Format.

Operating Temperature: -10 °C to +70 °C(refer to derating chart).
Storage Temperature: -40°C to +85 °C.
Cooling: Built-in one internal DC ball bearing fan with smart fan speed control.
Power Density: Typ. 15 Watts/ cubic inch.
PMBus: Built-in.

NOTE: (1)All measurement are at nominal input, full load and +25°C unless otherwise specifications.

(2)Due to requests in market and advances in technology, specifications subject to change without notification.

OUTPUT VOLTAGE / CURRENT RATINGS CHART

DUAL OUTPUT

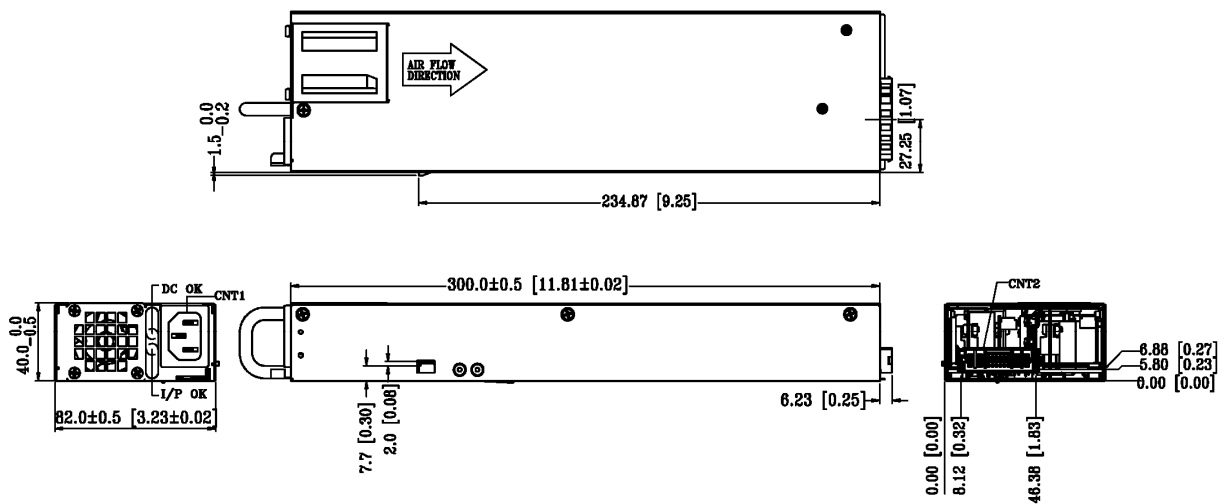
MODEL NO.	MAIN +VO1 @★≡⊙					AUX +VO2 @★≡⊙				
	Min.	Typ.	Volt.	Max.	Peak	Min.	Typ.	Volt.	Max.	Peak
HVP950-D560I	0A	13.4A	+56V	13.4A	13.4A	0A	16.6A	+12V	16.6A	16.6A

Symbol: "★" OVP built-in. "@" Adjustable. "≡" Load Sharing. "⊙" Installed with Or-ing diode.

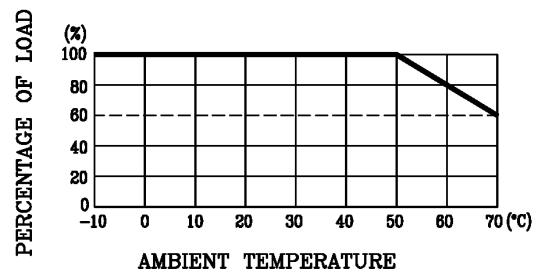
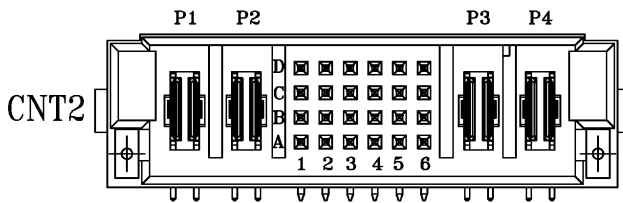
Remark: Maximum Output Power <=950 Watt

MECHANICAL DIMENSIONS: MM [INCHES]

WEIGHT: 1.6kgs (3.5lb)



DERATING CHART



INPUT & OUTPUT CONNECTORS PIN ASSIGNMENT

CNT1			CNT2									
L	N	G	P1	P2	D1	D2	D3	D4	D5	D6	P3	P4
LINE	NEUTRAL	GND	VO2	COM	Alert	A2	DGND	5VSB	N/A	56V_CS	VO1 RTN	VO1
					C1	C2	C3	C4	C5	C6		
					PS_PRNT	A1	PS_EN_IN	DCOK_12V_L	N/A	N/A		
					B1	B2	B3	B4	B5	B6		
					12V_CS	A0	PS_EN_OUT	DCOK_56V_L	N/A	N/A		
					A1	A2	A3	A4	A5	A6		
SCL	SDA	AC_FAIL	FAN_FAL	N/A	N/A							