









Country of Origin : China
 Operating Temperature : 0~40 [°C]
 Dimension : 87 x 38 x 26 [mm]
 Efficiency level (ErP) : 
 Approvals / Marks :   
  



Features:

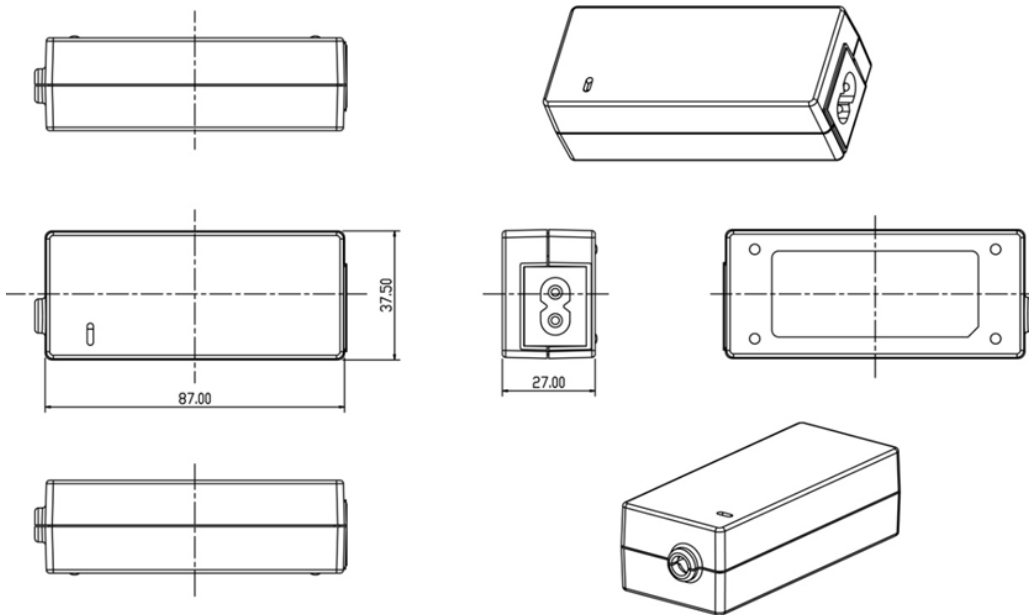
Desk Top power supply, single output. | Wide range Input (90 ~ 264) VAC / (47 ~ 63) Hz.
 Overload, over voltage & short protection.
 For I.T.E. use only + RoHS conform.

Available in the inlet version: C8 (T2) 

Specification:

	Model	Voltage DC [V]	Loading [A]	Line/Road regulation [%]	OVP [V]	OCP [A]	Max. Power [W]	Efficiency [%]	Ripple & Noise [mV] p-p	Connector UL Approved [mm]
ErP V.	SYS1419-3612-T2	12	0~3.0	±5	15~23	3.5~7	36	>85.3	250	2.1x5.5x11
	SYS1419-4019-T2	19	0~2.1	±5	30	5.5	40	>85.3	350	(*)
	SYS1419-4020-T2	20	0~2.0	±5	30	4,5	40	>85.3	350	(*)
(*) – will be provide with the specify model										
OEM Production	This model is certified for Pout=(5~40)W rising by of 1W step for Uout=(12 or 19 or 20)V									
OUTPUT	Turn on delay	5000 ms max @ AC low line input@ output full load								
	Hold up time	10ms min @ AC nominal input@ output full load (> half cycle)								
	Efficiency (Normal)	>80% (Level V) @ 240VAC input & Full load PS: meets EPA/ C.E.C. (California Energy Commission)								
	Transient response (dv, tmax)	0.7V dv max At AC nominal input loading from 50% load to max load or peak load								
		16ms tmax Dynamic rise time 10uS max , duty 40ms max , Dynamic load step is slew rate of 0.5A/uS								
	Power out. Limit	Peak 40W								
	Burn in test	Full load 2 Hours								
INPUT	Voltage	(90 ~ 264)VAC								
	Frequency	(47 ~ 63) Hz								
	Current	1.5A rms @ AC low line input and DC output full load								
	Inrush Surge Current (cold start)	40/60A max @ power supply cold start, ambient temperature 25°C @ 115Vac / 230Vac nominal AC input.								
	Leakage current	0.25 mA Max.								
	Power consumption	0.3W rms max. At AC nominal input excessive@output min load								
PROTECTION	Over Current /Short protection	The power supply will self-protect any output to ground, And auto recovery when abnormal circuit faults remove. An output short circuit is defined as any output impedance of less than 0.1 ohms. OCP method >>Fold back<<								
	Over Voltage	The power supply will not be auto recovered when faults remove >>Voltage limit<<								
	Input protection	3.15A Fuse								
	No load protection	The power supply is provided with no load operation to prevent the power supply and system from damage.								
	Protection class	II.								
OTHERS	Dielectric Strength (Hi-pot)	Primary to Secondary: 3000VAC / 10mA / 60s								
	M.T.B.F	50K hours full rated load operation at 40 °C, according to the MIL-HDBK-217F.								
	Cable length	1370mm (4,5feet) round cable 2468#18*2C 4.5FTor depends on customer requirements								
	PLD (power line disturbance)	LINE POWER SURGE LINE VOLTAGE SAG – more information will be provide on request								
	Cooling method	By natural air								
	Housing material	-								
	Temperature coefficient:	< ±0.5% / °C								
ENVIRONMENT	Temperature	Operating: (0 ~ 40)°C / Storage: (-20 ~ 85)°C								
	Humidity	Operating: 8% ~ 90% RH / Storage: 5% ~ 95% RH non condensing								
SAFETY	CE TUV/GS CB cUL CCC FCC									
EMC	EMI	Meet EN55022 class B, Fcc part 15 Sub part B. EN61000-3-2,3								
	EMS	EN 55024 EN61000-4-2,3,4,5,6,8,11								
WEIGHT	1pc	N.W.: 175g / pc 0.39 (L) x 0.30(W) x 0.42(H) [m]								
PACKING	Box	66 pcs / 1box								
		G.W.: 13kg								

Mechanical case specification:



Cable specification:

